

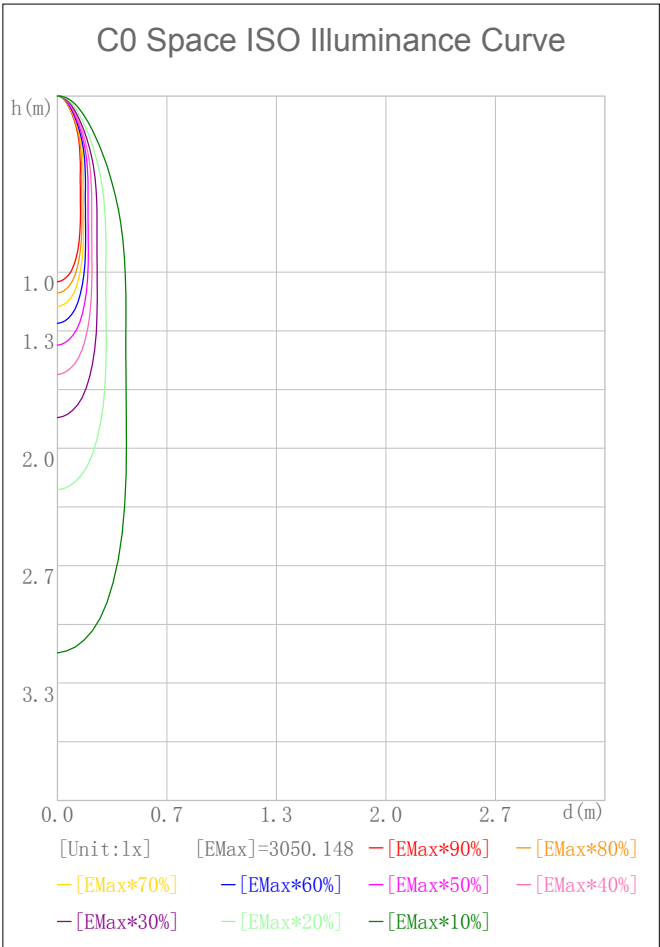
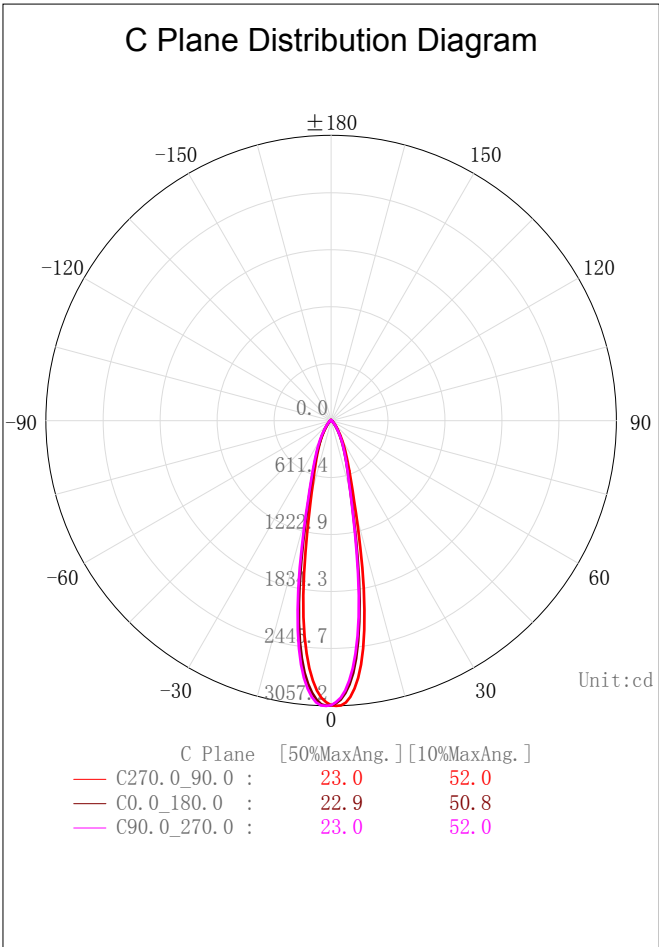
Indoor Luminaire Photometric Data

Description Information

Luminary Name: MD10-09-XX-03 3000K RA90 24D	Lum. Catalog:	Test ID: 01
Lamp Name:	Lamp Catalog: LED	Test Date: 2019/12/04
Manufacture: Shenzhen Norming Lighting Co., Ltd	Shld.Ang(°):	Test Machine:GON-2000
Test Lab: QUality peatment	Frequency (Hz):	Lamp CCT(K): Ra:
Lum. Size (W*L*H):0.050m*0.050m*0.050m	Lum. Area (m2):0.005	Lum. W(kg): 0.000
Test System: C, γ	Test Step: C=90.0 γ=1.0	Temp. (°C): 25
		Humidity(%): 50.0

Character Parameter

Lamp Speciality Parameter	Luminaire Speciality Parameter	
Rated Flux(lm): 832.760	Luminary Flux(lm): 832.764	Field Angle(10%Imax): 52.0(°)
Rated Power(W):	Luminary Efficiency: 100.00%	Down Lumens&Percent: 816.693lm 98.07%
Rated Voltage(V):	Luminary EER(lm/W): 89.951	Up Lumens&Percent: 16.071lm 1.93%
Tested Power(W): 9.258	Max. Candela(cd): 3057.155	S/MH: C0_a180=0.391 C90_270=0.392
Lamps' Inside: 1	Max Cand@Ang. (°): C=270.0 γ=1.0	CIE Type: Semi-Direct
Tested Electrics (V, A, pf):240.2, 0.041, 0.928	Beam Angle(50%Imax): 23.0(°)	ErP Φ use(90°): 752.267lm
Lamp Size (W*L*H):0.050m*0.050m*0.050m	Left=-10.6°, Right=12.4°	IRF(%): 844.475



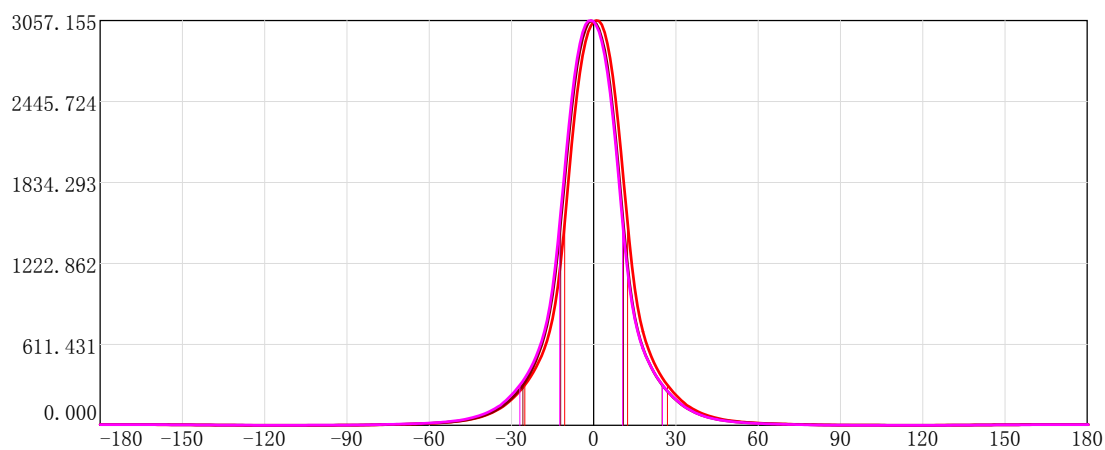
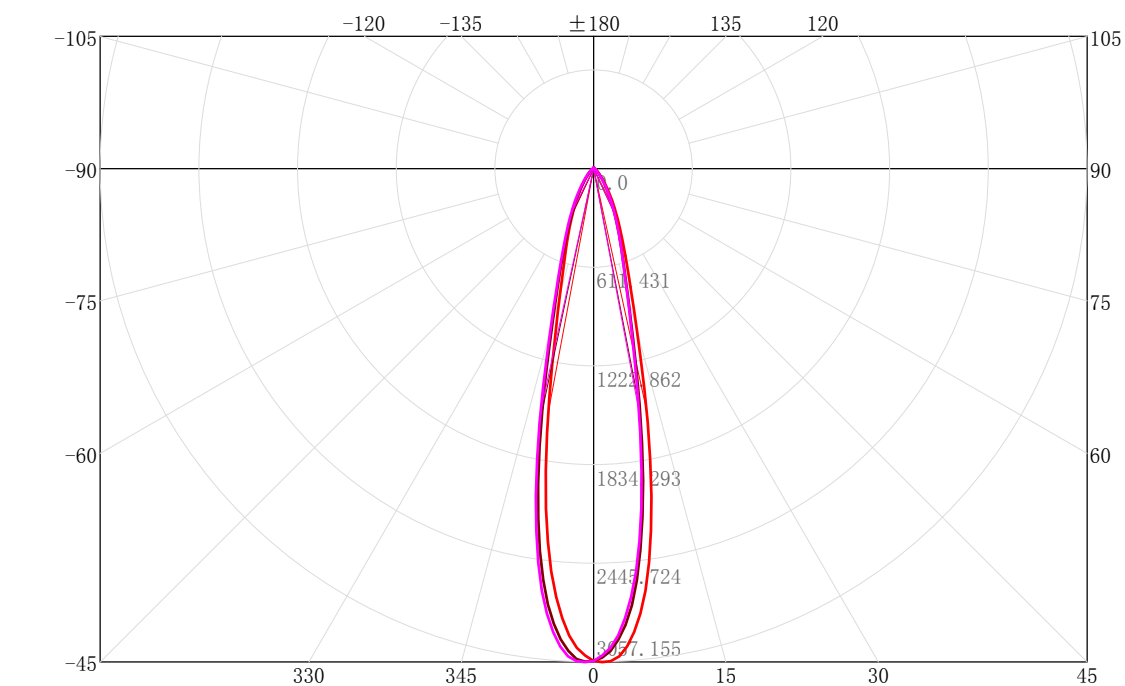
IES Indoor Report

Photometric Filename:MD10-09-XX-03 3000K RA90 24D.IES

2D Plane Light Intensity Distribution Curve

Lum. Name: MD10-09-XX-03 3000K RA90 24D	Lum. Catalog:	Test ID: 01
Lamp Name:	Lamp Catalog: LED	Test Lab: Quality peatment
Manufacture: Shenzhen Norming Lighting Co., Ltd	Test Machine:GON-2000	Test Date: 2019/12/04

C Plane Distribution Diagram



C Plane	[50%MaxAng.]	[10%MaxAng.]
C270.0_90.0 :	23.0	52.0
C0.0_180.0 :	22.9	50.8
C90.0_270.0 :	23.0	52.0

Unit:cd

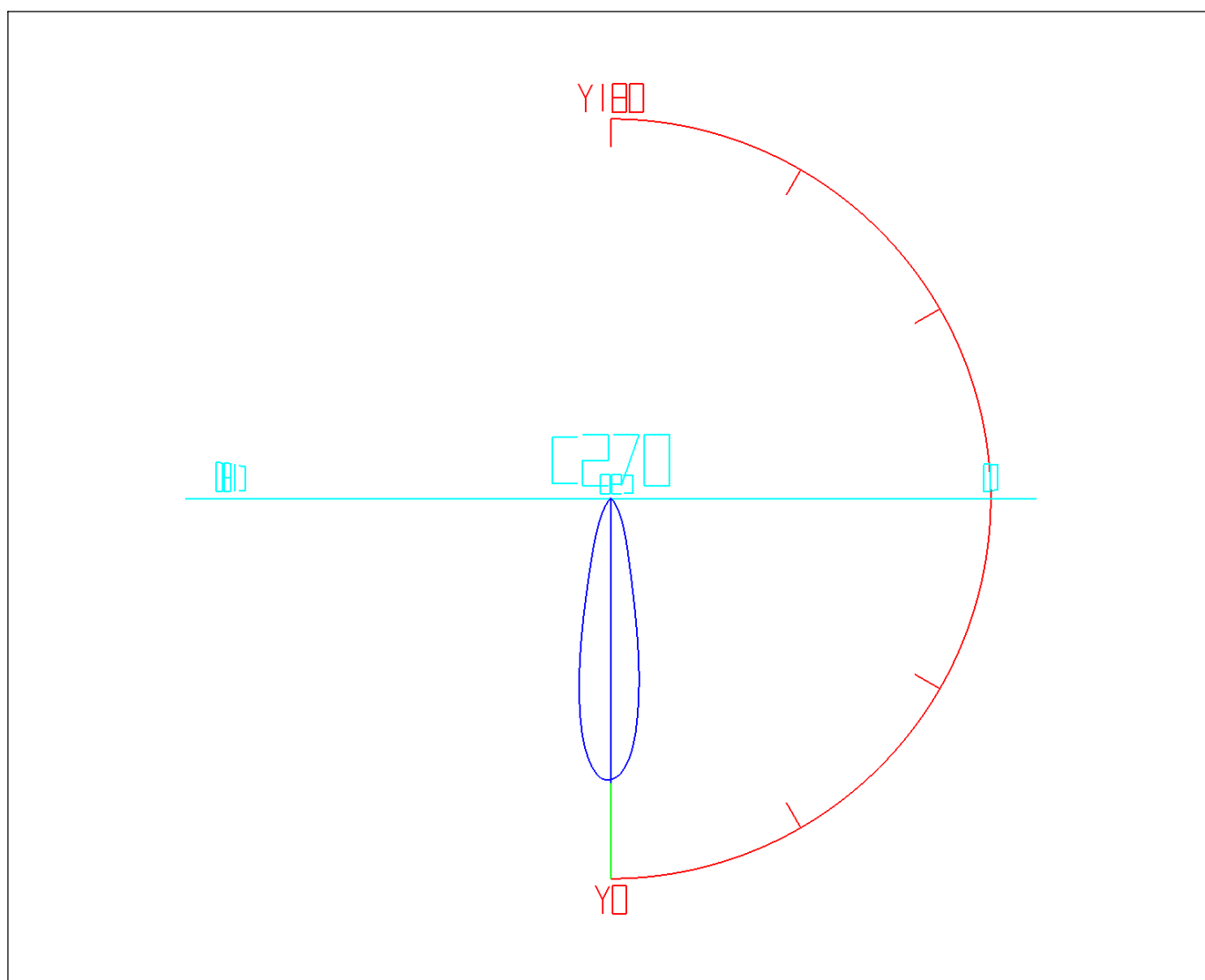
IES Indoor Report

Photometric Filename:MD10-09-XX-03 3000K RA90 24D.IES

3D Light Intensity Distribution Modal

Lum. Name: MD10-09-XX-03 3000K RA90 24D	Lum. Catalog:	Test ID: 01
Lamp Name:	Lamp Catalog: LED	Test Lab: Quality peatment
Manufacture: Shenzhen Norming Lighting Co., Ltd	Test Machine:GON-2000	Test Date: 2019/12/04

3D Light Intensity Distribution Modal



Curves: 3D Model — Fixture — Vert. HUD — Hori. HUD —
View Angles: Orient:0 Tilt:0 Roll:0 Spin:0

Zonal Flux Tabulation

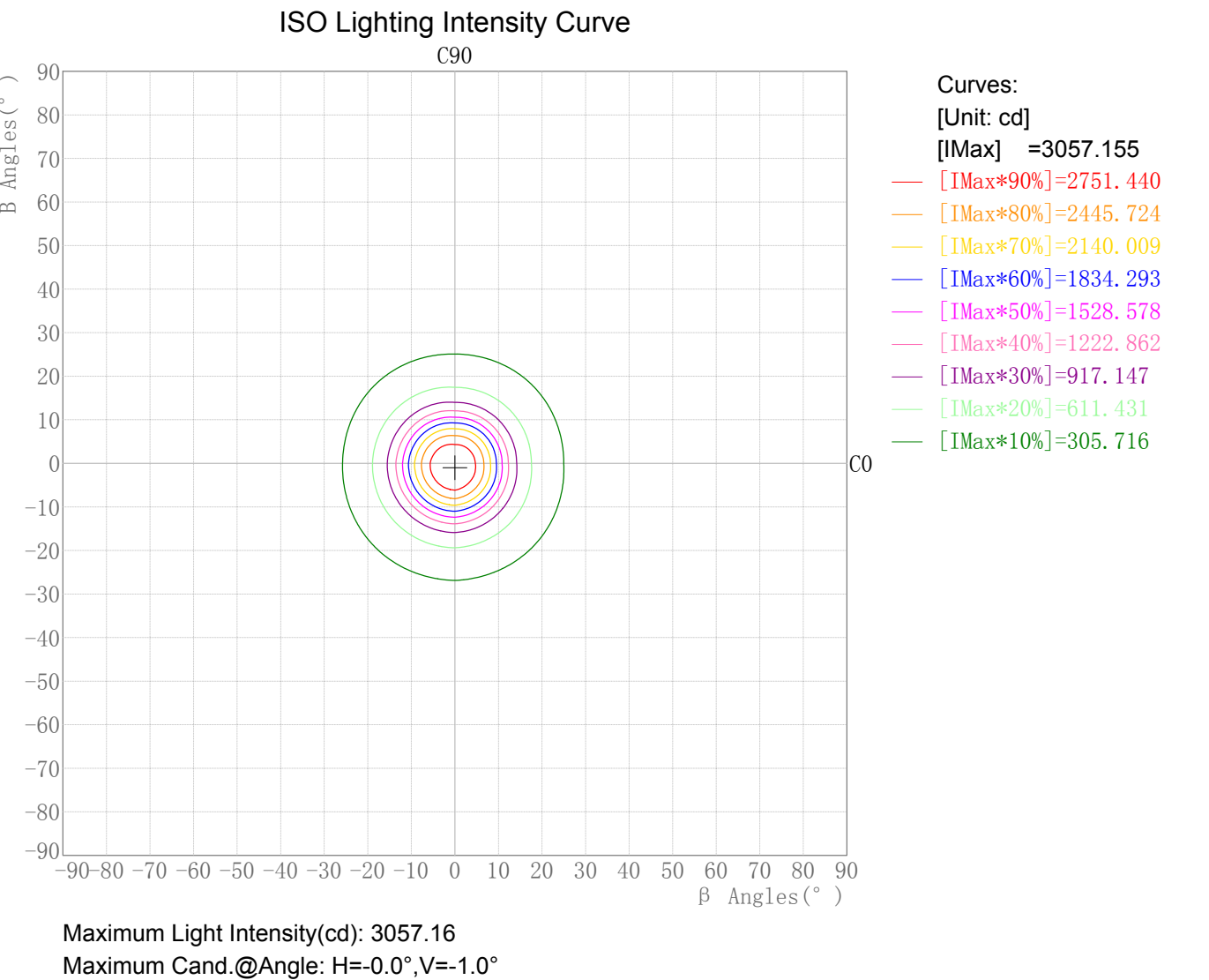
Zone(γ)	Zone Flux (lm)	Sums Flux (lm)	Zone%Lamp	Sums%Lamp	Zone(γ)	Zone Flux (lm)	Sums Flux (lm)	Zone%Lamp	Sums%Lamp
0.0-1.0	2.91	2.91	0.35	0.35	47.0-48.0	3.18	767.35	0.38	92.15
1.0-2.0	8.69	11.60	1.04	1.39	48.0-49.0	2.98	770.34	0.36	92.50
2.0-3.0	14.29	25.89	1.72	3.11	49.0-50.0	2.80	773.13	0.34	92.84
3.0-4.0	19.54	45.43	2.35	5.46	50.0-51.0	2.63	775.76	0.32	93.16
4.0-5.0	24.31	69.74	2.92	8.38	51.0-52.0	2.47	778.23	0.30	93.45
5.0-6.0	28.45	98.19	3.42	11.79	52.0-53.0	2.33	780.56	0.28	93.73
6.0-7.0	31.76	129.95	3.81	15.60	53.0-54.0	2.20	782.75	0.26	93.99
7.0-8.0	34.11	164.05	4.10	19.70	54.0-55.0	2.07	784.82	0.25	94.24
8.0-9.0	35.41	199.46	4.25	23.95	55.0-56.0	1.96	786.78	0.23	94.48
9.0-10.0	35.64	235.10	4.28	28.23	56.0-57.0	1.85	788.63	0.22	94.70
10.0-11.0	34.83	269.93	4.18	32.41	57.0-58.0	1.75	790.38	0.21	94.91
11.0-12.0	33.24	303.17	3.99	36.41	58.0-59.0	1.66	792.04	0.20	95.11
12.0-13.0	31.17	334.34	3.74	40.15	59.0-60.0	1.57	793.62	0.19	95.30
13.0-14.0	28.96	363.30	3.48	43.63	60.0-61.0	1.49	795.11	0.18	95.48
14.0-15.0	26.88	390.18	3.23	46.85	61.0-62.0	1.42	796.53	0.17	95.65
15.0-16.0	25.05	415.23	3.01	49.86	62.0-63.0	1.35	797.88	0.16	95.81
16.0-17.0	23.51	438.74	2.82	52.68	63.0-64.0	1.28	799.16	0.15	95.97
17.0-18.0	22.19	460.93	2.66	55.35	64.0-65.0	1.22	800.39	0.15	96.11
18.0-19.0	21.06	481.99	2.53	57.88	65.0-66.0	1.17	801.55	0.14	96.25
19.0-20.0	20.03	502.02	2.41	60.28	66.0-67.0	1.11	802.67	0.13	96.39
20.0-21.0	19.06	521.08	2.29	62.57	67.0-68.0	1.06	803.73	0.13	96.51
21.0-22.0	18.13	539.21	2.18	64.75	68.0-69.0	1.01	804.75	0.12	96.64
22.0-23.0	17.23	556.44	2.07	66.82	69.0-70.0	0.97	805.71	0.12	96.75
23.0-24.0	16.37	572.81	1.97	68.78	70.0-71.0	0.92	806.63	0.11	96.86
24.0-25.0	15.54	588.35	1.87	70.65	71.0-72.0	0.88	807.51	0.11	96.97
25.0-26.0	14.73	603.08	1.77	72.42	72.0-73.0	0.83	808.34	0.10	97.07
26.0-27.0	13.93	617.01	1.67	74.09	73.0-74.0	0.79	809.13	0.09	97.16
27.0-28.0	13.15	630.16	1.58	75.67	74.0-75.0	0.75	809.88	0.09	97.25
28.0-29.0	12.38	642.54	1.49	77.16	75.0-76.0	0.71	810.58	0.08	97.34
29.0-30.0	11.61	654.15	1.39	78.55	76.0-77.0	0.67	811.25	0.08	97.42
30.0-31.0	10.87	665.02	1.31	79.86	77.0-78.0	0.63	811.88	0.08	97.49
31.0-32.0	10.15	675.17	1.22	81.08	78.0-79.0	0.59	812.47	0.07	97.56
32.0-33.0	9.45	684.61	1.13	82.21	79.0-80.0	0.55	813.02	0.07	97.63
33.0-34.0	8.76	693.38	1.05	83.26	80.0-81.0	0.51	813.53	0.06	97.69
34.0-35.0	8.14	701.52	0.98	84.24	81.0-82.0	0.47	814.01	0.06	97.75
35.0-36.0	7.58	709.10	0.91	85.15	82.0-83.0	0.43	814.44	0.05	97.80
36.0-37.0	7.04	716.14	0.85	86.00	83.0-84.0	0.40	814.84	0.05	97.85
37.0-38.0	6.54	722.68	0.79	86.78	84.0-85.0	0.36	815.20	0.04	97.89
38.0-39.0	6.07	728.75	0.73	87.51	85.0-86.0	0.34	815.54	0.04	97.93
39.0-40.0	5.63	734.39	0.68	88.19	86.0-87.0	0.31	815.85	0.04	97.97
40.0-41.0	5.23	739.62	0.63	88.82	87.0-88.0	0.29	816.15	0.04	98.00
41.0-42.0	4.86	744.49	0.58	89.40	88.0-89.0	0.28	816.42	0.03	98.04
42.0-43.0	4.52	749.00	0.54	89.94	89.0-90.0	0.27	816.69	0.03	98.07
43.0-44.0	4.20	753.21	0.50	90.45	90.0-91.0	0.26	816.95	0.03	98.10
44.0-45.0	3.91	757.12	0.47	90.92	91.0-92.0	0.25	817.20	0.03	98.13
45.0-46.0	3.65	760.77	0.44	91.35	92.0-93.0	0.24	817.45	0.03	98.16
46.0-47.0	3.40	764.17	0.41	91.76	93.0-94.0	0.23	817.68	0.03	98.19

Zonal Flux Tabulation - (Cont.)

Zone(γ)	Zone Flux (lm)	Sums Flux (lm)	Zone%Lamp	Sums%Lamp	Zone(γ)	Zone Flux (lm)	Sums Flux (lm)	Zone%Lamp	Sums%Lamp
94.0-95.0	0.23	817.91	0.03	98.22	141.0-142.0	0.24	826.04	0.03	99.19
95.0-96.0	0.22	818.13	0.03	98.24	142.0-143.0	0.25	826.29	0.03	99.22
96.0-97.0	0.21	818.34	0.03	98.27	143.0-144.0	0.25	826.54	0.03	99.25
97.0-98.0	0.21	818.55	0.02	98.29	144.0-145.0	0.26	826.80	0.03	99.28
98.0-99.0	0.20	818.75	0.02	98.32	145.0-146.0	0.26	827.05	0.03	99.31
99.0-100.0	0.19	818.94	0.02	98.34	146.0-147.0	0.26	827.32	0.03	99.35
100.0-101.0	0.19	819.13	0.02	98.36	147.0-148.0	0.26	827.58	0.03	99.38
101.0-102.0	0.18	819.32	0.02	98.39	148.0-149.0	0.27	827.85	0.03	99.41
102.0-103.0	0.18	819.50	0.02	98.41	149.0-150.0	0.27	828.11	0.03	99.44
103.0-104.0	0.18	819.67	0.02	98.43	150.0-151.0	0.26	828.38	0.03	99.47
104.0-105.0	0.17	819.85	0.02	98.45	151.0-152.0	0.26	828.64	0.03	99.51
105.0-106.0	0.17	820.02	0.02	98.47	152.0-153.0	0.26	828.90	0.03	99.54
106.0-107.0	0.17	820.18	0.02	98.49	153.0-154.0	0.26	829.15	0.03	99.57
107.0-108.0	0.16	820.34	0.02	98.51	154.0-155.0	0.25	829.41	0.03	99.60
108.0-109.0	0.16	820.51	0.02	98.53	155.0-156.0	0.24	829.65	0.03	99.63
109.0-110.0	0.16	820.66	0.02	98.55	156.0-157.0	0.24	829.89	0.03	99.66
110.0-111.0	0.16	820.82	0.02	98.57	157.0-158.0	0.23	830.12	0.03	99.68
111.0-112.0	0.15	820.97	0.02	98.58	158.0-159.0	0.22	830.34	0.03	99.71
112.0-113.0	0.15	821.12	0.02	98.60	159.0-160.0	0.22	830.56	0.03	99.74
113.0-114.0	0.15	821.27	0.02	98.62	160.0-161.0	0.21	830.77	0.02	99.76
114.0-115.0	0.15	821.42	0.02	98.64	161.0-162.0	0.20	830.97	0.02	99.78
115.0-116.0	0.15	821.56	0.02	98.66	162.0-163.0	0.19	831.16	0.02	99.81
116.0-117.0	0.14	821.71	0.02	98.67	163.0-164.0	0.18	831.34	0.02	99.83
117.0-118.0	0.14	821.85	0.02	98.69	164.0-165.0	0.17	831.51	0.02	99.85
118.0-119.0	0.14	821.99	0.02	98.71	165.0-166.0	0.16	831.67	0.02	99.87
119.0-120.0	0.14	822.14	0.02	98.72	166.0-167.0	0.15	831.82	0.02	99.89
120.0-121.0	0.14	822.28	0.02	98.74	167.0-168.0	0.14	831.96	0.02	99.90
121.0-122.0	0.14	822.42	0.02	98.76	168.0-169.0	0.13	832.09	0.02	99.92
122.0-123.0	0.14	822.56	0.02	98.78	169.0-170.0	0.12	832.21	0.01	99.93
123.0-124.0	0.14	822.71	0.02	98.79	170.0-171.0	0.11	832.31	0.01	99.95
124.0-125.0	0.15	822.86	0.02	98.81	171.0-172.0	0.10	832.41	0.01	99.96
125.0-126.0	0.15	823.01	0.02	98.83	172.0-173.0	0.08	832.49	0.01	99.97
126.0-127.0	0.15	823.16	0.02	98.85	173.0-174.0	0.07	832.56	0.01	99.98
127.0-128.0	0.15	823.31	0.02	98.87	174.0-175.0	0.06	832.63	0.01	99.98
128.0-129.0	0.16	823.47	0.02	98.88	175.0-176.0	0.05	832.68	0.01	99.99
129.0-130.0	0.16	823.63	0.02	98.90	176.0-177.0	0.04	832.71	0.00	99.99
130.0-131.0	0.17	823.80	0.02	98.92	177.0-178.0	0.03	832.74	0.00	100.00
131.0-132.0	0.17	823.97	0.02	98.94	178.0-179.0	0.02	832.76	0.00	100.00
132.0-133.0	0.18	824.15	0.02	98.97	179.0-180.0	0.01	832.76	0.00	100.00
133.0-134.0	0.18	824.33	0.02	98.99					
134.0-135.0	0.19	824.52	0.02	99.01					
135.0-136.0	0.20	824.72	0.02	99.03					
136.0-137.0	0.20	824.92	0.02	99.06					
137.0-138.0	0.21	825.13	0.03	99.08					
138.0-139.0	0.22	825.35	0.03	99.11					
139.0-140.0	0.23	825.57	0.03	99.14					
140.0-141.0	0.23	825.81	0.03	99.16					

Rectangle ISO Lighting Intensity Diagram

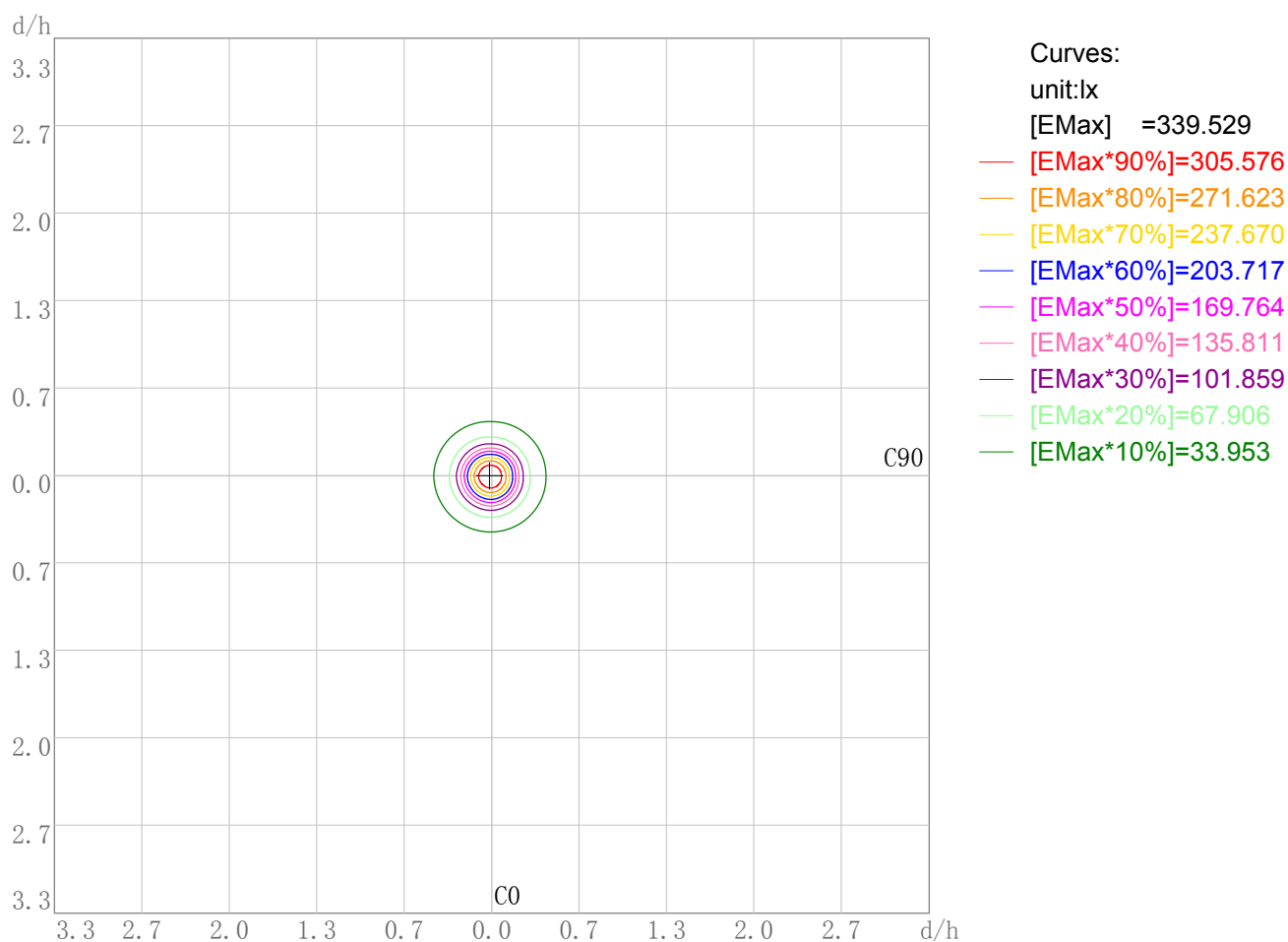
Lum. Name: MD10-09-XX-03 3000K RA90 24D	Lum. Catalog:	Test ID: 01
Lamp Name:	Lamp Catalog: LED	Test Lab: Quality peatment
Manufacture: Shenzhen Norming Lighting Co., Ltd	Test Machine:GON-2000	Test Date: 2019/12/04



Plane ISO-Illuminance Diagram

Lum. Name: MD10-09-XX-03 3000K RA90 24D	Lum. Catalog:	Test ID: 01
Lamp Name:	Lamp Catalog: LED	Test Lab: Quality peatment
Manufacture: Shenzhen Norming Lighting Co., Ltd	Test Machine:GON-2000	Test Date: 2019/12/04

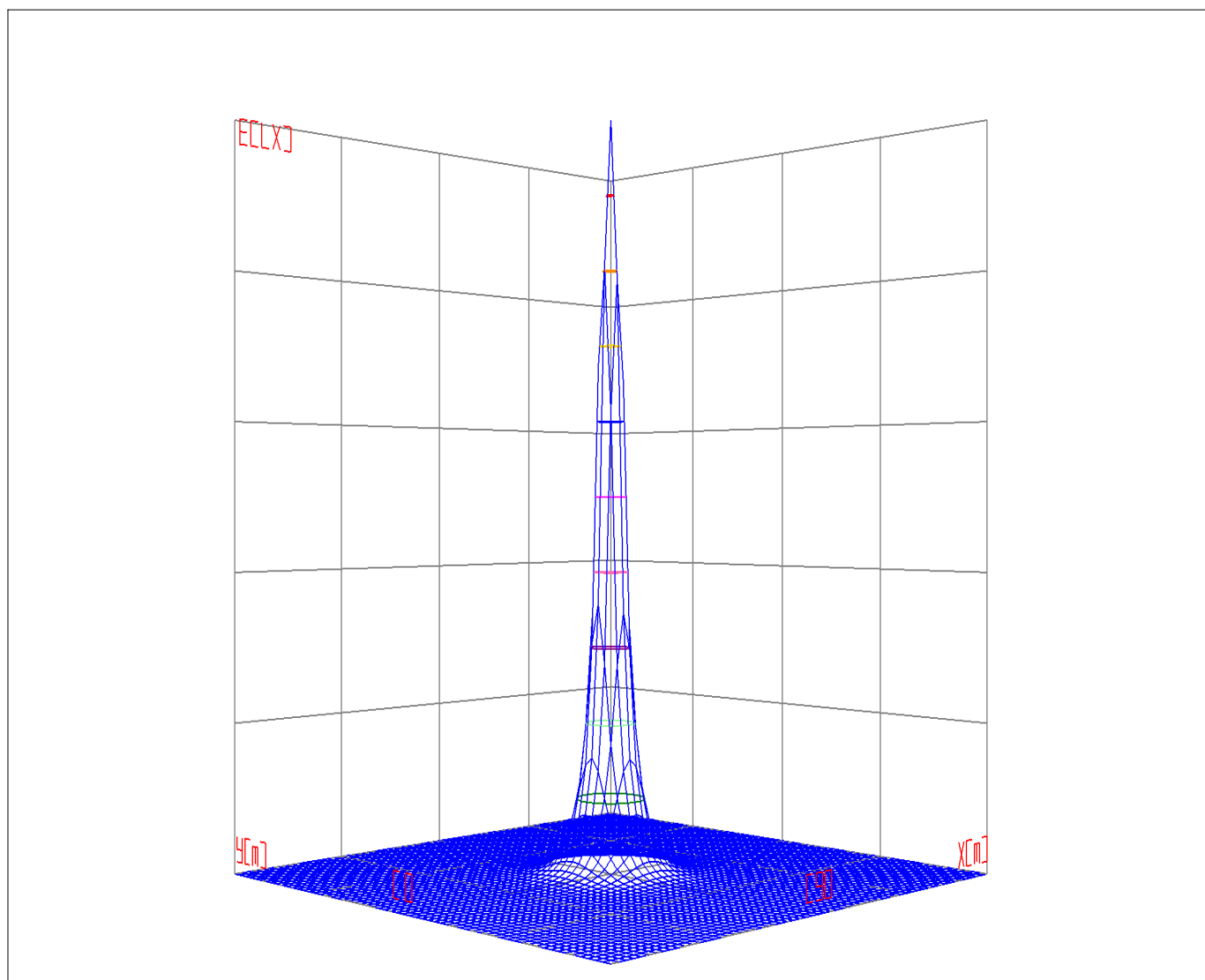
Plane ISO-Illuminance Curve



3D Plane ISO Illuminance Diagram

Lum. Name: MD10-09-XX-03 3000K RA90 24D	Lum. Catalog:	Test ID: 01
Lamp Name:	Lamp Catalog: LED	Test Lab: Quality peatment
Manufacture: Shenzhen Norming Lighting Co., Ltd	Test Machine:GON-2000	Test Date: 2019/12/04

3D Plane Illuminance Modal



Curves: 3D Model — 90% — 80% — 70% — 60% — 50% — 40% — 30% — 20% — 10% —
 View Angles(deg): 0 Height(m): 3.0 Distance(m): 10.0

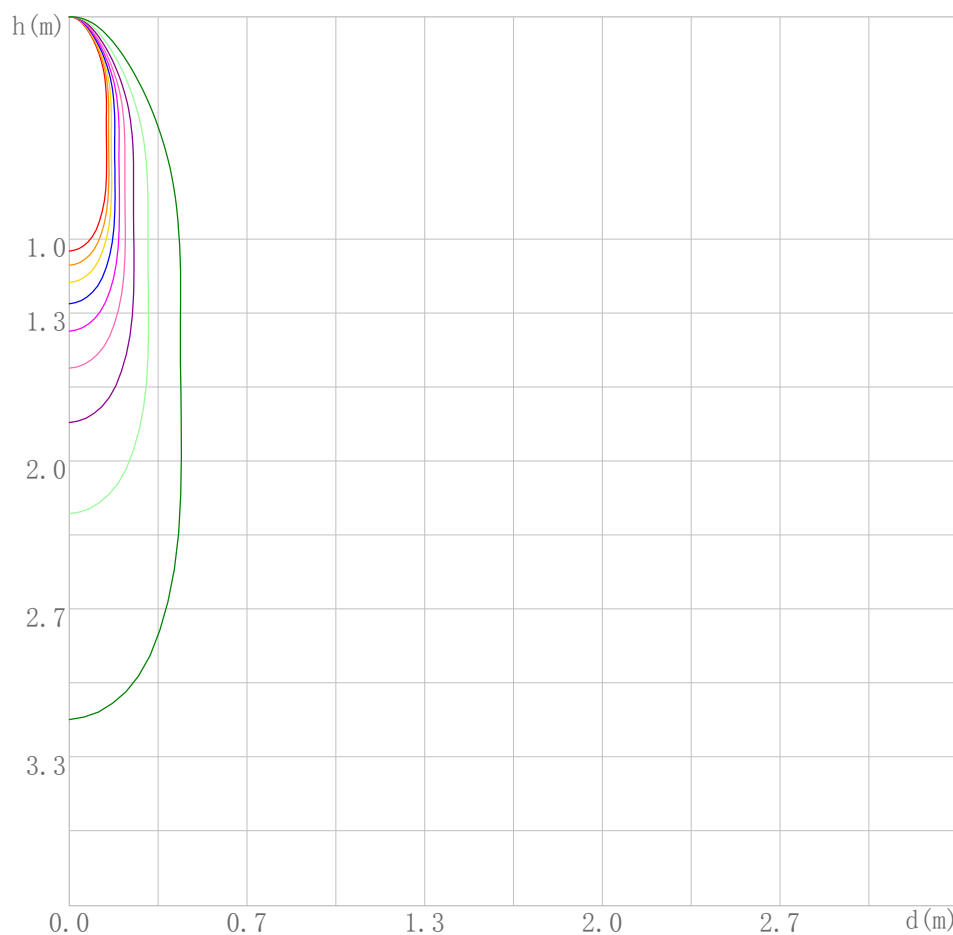
IES Indoor Report

Photometric Filename:MD10-09-XX-03 3000K RA90 24D.IES

Space ISO Illuminance Diagram

Lum. Name: MD10-09-XX-03 3000K RA90 24D	Lum. Catalog:	Test ID: 01
Lamp Name:	Lamp Catalog: LED	Test Lab: Quality peatment
Manufacture: Shenzhen Norming Lighting Co., Ltd	Test Machine:GON-2000	Test Date: 2019/12/04

Space ISO Illuminance Curve



Curves:

[Unit: lx]

[EMax] =3050.148

— [EMax*90%]=2745.133

— [EMax*80%]=2440.118

— [EMax*70%]=2135.104

— [EMax*60%]=1830.089

— [EMax*50%]=1525.074

— [EMax*40%]=1220.059

— [EMax*30%]=915.044

— [EMax*20%]=610.030

— [EMax*10%]=305.015

Space Plane Maximum Illuminance and @Angle:3050.15lx,0.0deg

Plane Maximum Lighting Intensity and @Angle:3050.148cd,0deg

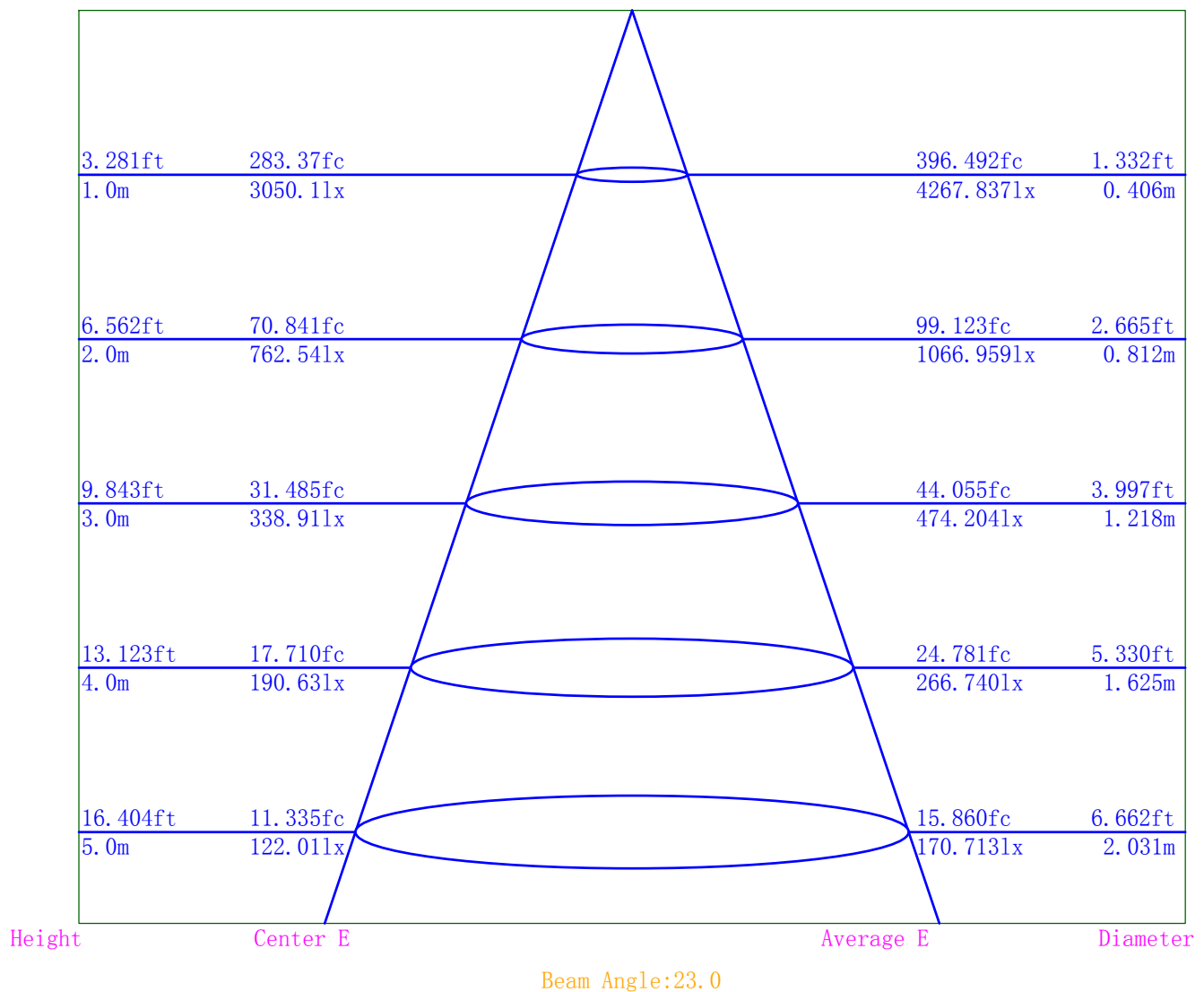
IES Indoor Report

Photometric Filename:MD10-09-XX-03 3000K RA90 24D.IES

Illuminance-Distance Diagram

Lum. Name: MD10-09-XX-03 3000K RA90 24D	Lum. Catalog:	Test ID: 01
Lamp Name:	Lamp Catalog: LED	Test Lab: Quality peatment
Manufacture: Shenzhen Norming Lighting Co., Ltd	Test Machine:GON-2000	Test Date: 2019/12/04

Illuminance-Distance Curve



Indoor Luminance Limiting Curves

Lum. Name: MD10-09-XX-03 3000K RA90 24D	Lum. Catelog:	Test ID: 01
Lamp Name:	Lamp Catelog: LED	Test Lab: QQualty peatment
Manufacture: Shenzhen Norming Lighting Co., Ltd	Test Machine:GON-2000	Test Date: 2019/12/04

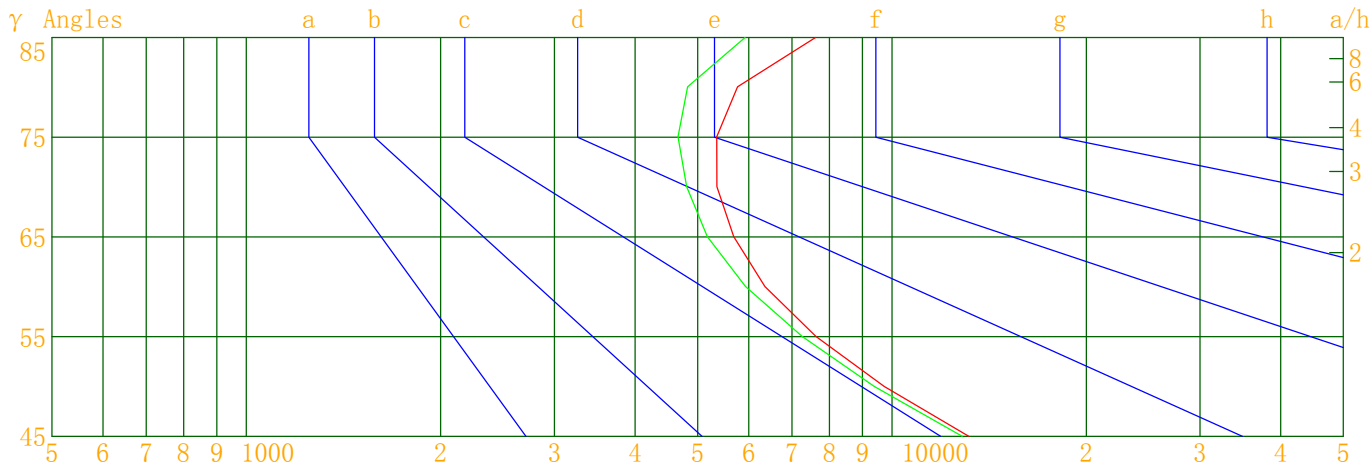
Glare Grade Table

GI	Quality	Using Illuminance							
1. 15	A	2000	1000	500	<=300				
1. 5	B		2000	1000	500	<=300			
1. 85	C			2000	1000	500	<=300		
2. 2	D				2000	1000	500	<=300	
2. 55	E	a				2000	1000	500	<=300
			b	c	d	e	f	g	h

Luminance Table

Gama(deg)	45	50	55	60	65	70	75	80	85
C0	13155	9725	7624	6357	5686	5357	5352	5767	7612
C90	12848	9387	7263	5931	5177	4808	4661	4826	5923

Luminance Limiting Curve



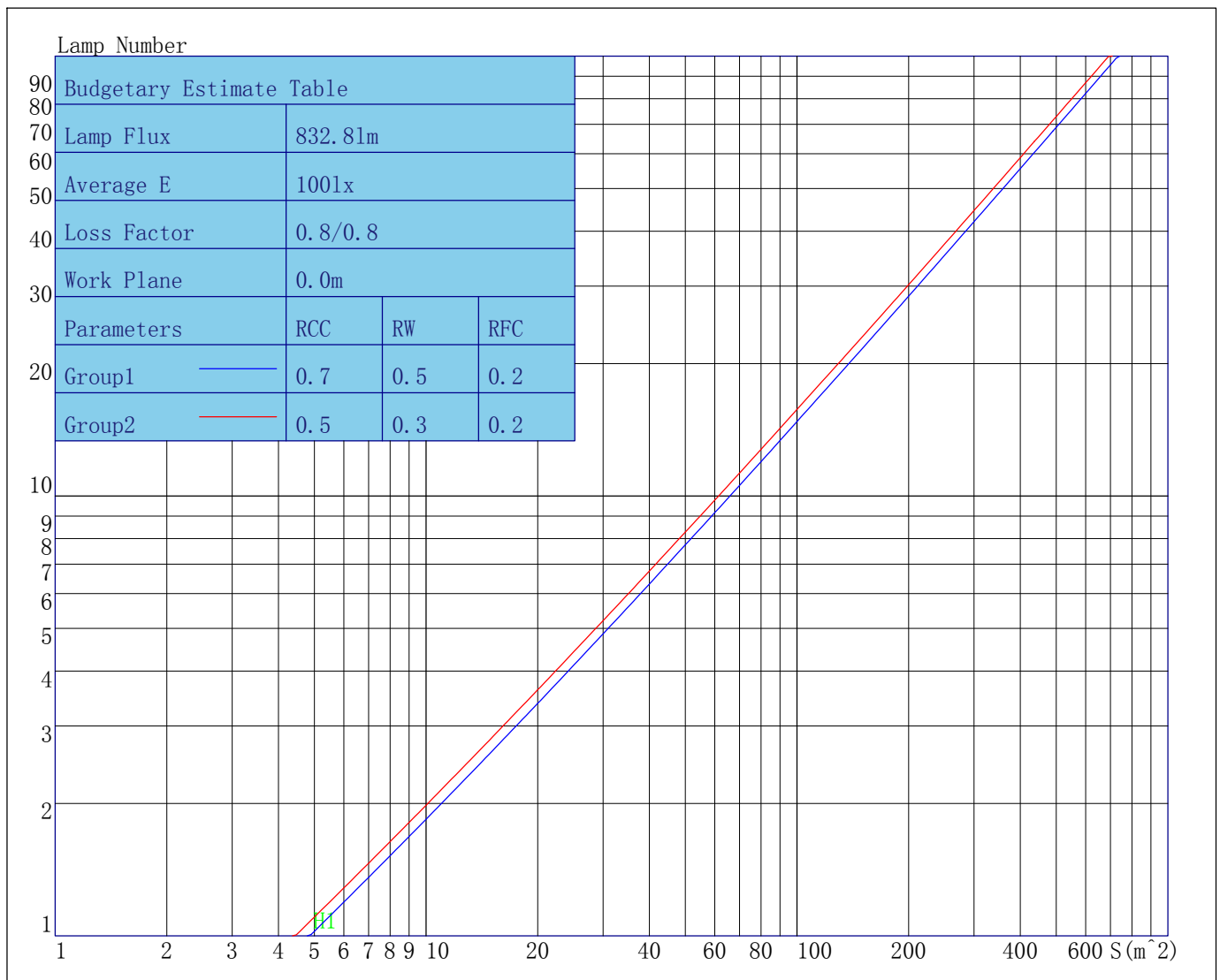
Luminous Size: Length(m)=0.050 Width(m)=0.050 Height(m)=0.050 Area(m^2)=0.005000
Luminous Type: Without Luminous Side
Luminous Curves: C0-C180 Color: C90-C270 Color:

IES Indoor Report

Photometric Filename:MD10-09-XX-03 3000K RA90 24D.IES

Indoor Budgetary Estimate Table

Lum. Name: MD10-09-XX-03 3000K RA90 24D	Lum. Catalog:	Test ID: 01
Lamp Name:	Lamp Catalog: LED	Test Lab: Quality peatment
Manufacture: Shenzhen Norming Lighting Co., Ltd	Test Machine:GON-2000	Test Date: 2019/12/04



Parameters1: Rhocc = 0.7 Rhow = 0.5 Rhofc = 0.2 LLF = 0.8
Parameters2: Rhocc = 0.5 Rhow = 0.3 Rhofc = 0.2 LLF = 0.8
Average Illuminance(lx): 100 Cavity Height: H1(m) = 2

IES Indoor Report

Photometric Filename:MD10-09-XX-03 3000K RA90 24D.IES

Indoor Coefficient of Utilization Table

Lum. Name: MD10-09-XX-03 3000K RA90 24D	Lum. Catalog:	Test ID: 01
Lamp Name:	Lamp Catalog: LED	Test Lab: Quality peatment
Manufacture: Shenzhen Norming Lighting Co., Ltd	Test Machine:GON-2000	Test Date: 2019/12/04

Coefficients of Utilization – Zonal Cavity Method																		
Coef.	Effective Floor Cavity Reflectance RFC=0.20																	
RhoCC (%)	80				70				50			30			10			0
RhoW (%)	70	50	30	10	70	50	30	10	50	30	10	50	30	10	50	30	10	0
RCR	Coefficient of Utilization(%)																	
0	119	119	119	119	116	116	116	116	110	110	110	105	105	105	100	100	100	98
1	113	111	108	106	111	108	106	104	104	102	101	100	99	97	96	95	94	92
2	108	104	100	97	106	102	99	96	98	96	93	95	93	91	92	90	89	87
3	104	98	93	90	102	96	92	89	94	90	87	91	88	86	88	86	84	83
4	99	93	88	84	98	91	87	83	89	85	82	87	84	81	85	82	80	79
5	96	88	83	79	94	87	82	79	85	81	78	83	80	77	82	79	76	75
6	92	84	79	75	90	83	78	75	82	77	74	80	76	74	79	76	73	72
7	88	81	75	72	87	80	75	71	78	74	71	77	73	70	76	73	70	69
8	85	77	72	69	84	77	72	68	75	71	68	74	71	68	73	70	67	66
9	82	74	69	66	81	74	69	66	73	68	65	72	68	65	71	67	65	64
10	80	72	67	64	79	71	67	63	70	66	63	69	66	63	69	65	63	62

Unified Glare Rating Table

Table with 3 columns: Lum. Name, Lum. Catalog, Test ID; Lamp Name, Lamp Catalog, Test Lab; Manufacture, Test Machine, Test Date.

Unified Glare Rating Table

Table with 11 columns for room dimensions and UGR values. Includes sections for variations with observer position and reduced UGR table.

to the CIE Pub.117, data has been corrected, refers to the lamp's lumens 8.2flm.

Candela Tabulation

V/H	C0.0	C90.0	C180.0	C270.0
γ 0.0	3050.15	3050.15	3050.15	3050.15
γ 1.0	3030.17	3017.01	3055.06	3057.16
γ 2.0	2990.87	2971.06	3040.59	3053.50
γ 3.0	2922.70	2896.48	2991.84	3025.24
γ 4.0	2833.67	2792.66	2923.17	2967.09
γ 5.0	2715.42	2663.60	2830.06	2881.69
γ 6.0	2563.43	2509.46	2715.01	2772.22
γ 7.0	2378.03	2326.93	2566.16	2633.55
γ 8.0	2176.43	2124.75	2392.15	2464.41
γ 9.0	1957.45	1897.20	2194.02	2271.13
γ 10.0	1725.03	1662.43	1982.87	2061.08
γ 11.0	1489.49	1432.85	1755.69	1834.85
γ 12.0	1274.95	1230.55	1532.60	1610.28
γ 13.0	1088.42	1055.48	1322.57	1392.47
γ 14.0	939.71	916.16	1137.39	1198.58
γ 15.0	818.56	803.42	982.28	1034.45
γ 16.0	724.51	713.72	859.83	901.41
γ 17.0	647.32	639.11	758.05	793.85
γ 18.0	584.15	578.23	675.49	707.86
γ 19.0	529.51	526.23	605.05	636.08
γ 20.0	482.47	480.37	544.65	573.90
γ 21.0	438.91	438.74	490.70	520.58
γ 22.0	400.31	401.35	443.57	473.80
γ 23.0	365.06	367.25	400.91	432.29
γ 24.0	334.48	336.46	363.34	395.12
γ 25.0	305.38	308.11	329.32	361.53
γ 26.0	280.01	281.96	299.49	329.85
γ 27.0	255.41	257.23	271.63	302.49
γ 28.0	233.03	234.58	247.07	276.26
γ 29.0	211.87	213.70	223.86	251.80
γ 30.0	192.80	193.99	203.26	229.29
γ 31.0	174.71	176.06	183.97	208.47
γ 32.0	158.47	159.58	166.53	188.92
γ 33.0	143.52	144.26	150.32	171.00
γ 34.0	130.26	130.65	136.08	152.33
γ 35.0	117.98	118.02	122.90	140.31
γ 36.0	107.14	107.06	111.37	127.45
γ 37.0	97.25	96.99	100.84	115.76
γ 38.0	88.35	87.87	91.50	105.18
γ 39.0	80.29	79.60	82.96	95.65
γ 40.0	73.06	72.16	75.42	87.10
γ 41.0	66.52	65.58	68.57	79.44
γ 42.0	60.61	59.74	62.62	72.39
γ 43.0	55.27	54.35	57.02	65.98
γ 44.0	50.65	49.71	52.16	60.23
γ 45.0	46.51	45.42	47.59	55.00
γ 46.0	42.78	41.66	43.61	50.35

Candela Tabulation - (Cont.)

V/H	C0.0	C90.0	C180.0	C270.0
γ 47.0	39.41	38.32	40.00	46.18
γ 48.0	36.47	35.30	36.85	42.47
γ 49.0	33.70	32.60	33.94	39.12
γ 50.0	31.25	30.17	31.42	36.09
γ 51.0	29.02	27.93	29.06	33.42
γ 52.0	26.97	25.88	27.03	31.02
γ 53.0	25.11	24.00	25.11	28.90
γ 54.0	23.43	22.36	23.41	26.90
γ 55.0	21.86	20.83	21.77	25.06
γ 56.0	20.46	19.43	20.33	23.38
γ 57.0	19.15	18.18	19.00	21.91
γ 58.0	17.97	17.01	17.85	20.52
γ 59.0	16.86	15.88	16.72	19.32
γ 60.0	15.89	14.83	15.70	18.15
γ 61.0	14.97	13.91	14.73	17.04
γ 62.0	14.17	13.07	13.85	16.01
γ 63.0	13.40	12.29	13.02	15.10
γ 64.0	12.66	11.60	12.31	14.26
γ 65.0	12.02	10.94	11.63	13.51
γ 66.0	11.36	10.34	11.02	12.80
γ 67.0	10.77	9.75	10.42	12.14
γ 68.0	10.20	9.23	9.89	11.52
γ 69.0	9.68	8.70	9.35	10.95
γ 70.0	9.16	8.22	8.86	10.37
γ 71.0	8.69	7.73	8.38	9.82
γ 72.0	8.21	7.28	7.92	9.31
γ 73.0	7.78	6.85	7.47	8.82
γ 74.0	7.34	6.43	7.04	8.34
γ 75.0	6.93	6.03	6.63	7.88
γ 76.0	6.51	5.66	6.24	7.40
γ 77.0	6.13	5.27	5.85	6.97
γ 78.0	5.76	4.92	5.48	6.54
γ 79.0	5.38	4.55	5.12	6.17
γ 80.0	5.01	4.19	4.77	5.76
γ 81.0	4.63	3.83	4.41	5.37
γ 82.0	4.22	3.44	4.07	4.98
γ 83.0	3.91	3.14	3.66	4.55
γ 84.0	3.58	2.82	3.35	4.19
γ 85.0	3.32	2.58	3.04	3.86
γ 86.0	3.10	2.38	2.77	3.52
γ 87.0	2.94	2.22	2.56	3.30
γ 88.0	2.82	2.14	2.37	3.07
γ 89.0	2.73	2.07	2.24	2.92
γ 90.0	2.65	2.00	2.16	2.81
γ 91.0	2.57	1.94	2.08	2.72
γ 92.0	2.48	1.88	2.01	2.63
γ 93.0	2.42	1.82	1.94	2.53

Candela Tabulation - (Cont.)

V/H	C0.0	C90.0	C180.0	C270.0
γ 94.0	2.36	1.78	1.86	2.44
γ 95.0	2.29	1.73	1.80	2.36
γ 96.0	2.23	1.68	1.74	2.29
γ 97.0	2.17	1.65	1.68	2.21
γ 98.0	2.12	1.61	1.63	2.14
γ 99.0	2.08	1.57	1.58	2.08
γ 100.0	2.02	1.53	1.54	2.03
γ 101.0	1.99	1.51	1.50	1.97
γ 102.0	1.94	1.49	1.47	1.92
γ 103.0	1.91	1.46	1.43	1.87
γ 104.0	1.88	1.44	1.40	1.84
γ 105.0	1.85	1.42	1.39	1.80
γ 106.0	1.82	1.40	1.37	1.77
γ 107.0	1.78	1.38	1.35	1.74
γ 108.0	1.76	1.37	1.35	1.72
γ 109.0	1.74	1.36	1.34	1.70
γ 110.0	1.71	1.34	1.34	1.68
γ 111.0	1.68	1.32	1.33	1.68
γ 112.0	1.66	1.32	1.34	1.66
γ 113.0	1.64	1.30	1.35	1.67
γ 114.0	1.61	1.28	1.35	1.66
γ 115.0	1.58	1.27	1.37	1.66
γ 116.0	1.56	1.27	1.37	1.67
γ 117.0	1.56	1.26	1.39	1.68
γ 118.0	1.54	1.26	1.42	1.68
γ 119.0	1.54	1.27	1.44	1.70
γ 120.0	1.54	1.27	1.46	1.71
γ 121.0	1.54	1.30	1.49	1.73
γ 122.0	1.55	1.32	1.53	1.75
γ 123.0	1.59	1.34	1.56	1.77
γ 124.0	1.61	1.38	1.61	1.80
γ 125.0	1.65	1.43	1.65	1.85
γ 126.0	1.68	1.49	1.71	1.89
γ 127.0	1.74	1.55	1.76	1.94
γ 128.0	1.80	1.61	1.83	1.99
γ 129.0	1.87	1.69	1.89	2.05
γ 130.0	1.94	1.77	1.97	2.12
γ 131.0	2.03	1.88	2.05	2.19
γ 132.0	2.13	1.99	2.16	2.28
γ 133.0	2.23	2.10	2.26	2.38
γ 134.0	2.34	2.21	2.37	2.49
γ 135.0	2.48	2.35	2.51	2.62
γ 136.0	2.61	2.49	2.66	2.74
γ 137.0	2.75	2.63	2.79	2.89
γ 138.0	2.90	2.79	2.97	3.04
γ 139.0	3.06	2.95	3.11	3.19
γ 140.0	3.22	3.13	3.29	3.35

IES Indoor Report

Photometric Filename:MD10-09-XX-03 3000K RA90 24D.IES

Candela Tabulation - (Cont.)

V/H	C0.0	C90.0	C180.0	C270.0
γ 141.0	3.39	3.29	3.46	3.52
γ 142.0	3.57	3.45	3.65	3.68
γ 143.0	3.74	3.63	3.82	3.86
γ 144.0	3.90	3.79	3.99	4.01
γ 145.0	4.07	3.96	4.16	4.18
γ 146.0	4.24	4.13	4.32	4.34
γ 147.0	4.39	4.27	4.50	4.49
γ 148.0	4.54	4.42	4.64	4.64
γ 149.0	4.70	4.56	4.79	4.79
γ 150.0	4.82	4.69	4.92	4.91
γ 151.0	4.97	4.80	5.05	5.03
γ 152.0	5.07	4.91	5.17	5.13
γ 153.0	5.19	4.99	5.26	5.24
γ 154.0	5.27	5.09	5.38	5.33
γ 155.0	5.36	5.16	5.46	5.41
γ 156.0	5.44	5.23	5.53	5.47
γ 157.0	5.51	5.29	5.60	5.53
γ 158.0	5.58	5.36	5.66	5.60
γ 159.0	5.65	5.41	5.72	5.66
γ 160.0	5.70	5.48	5.78	5.69
γ 161.0	5.75	5.53	5.82	5.74
γ 162.0	5.78	5.57	5.86	5.77
γ 163.0	5.83	5.62	5.90	5.79
γ 164.0	5.85	5.66	5.94	5.82
γ 165.0	5.89	5.69	5.96	5.84
γ 166.0	5.90	5.72	5.98	5.85
γ 167.0	5.93	5.73	6.00	5.86
γ 168.0	5.92	5.76	6.01	5.86
γ 169.0	5.94	5.75	6.00	5.87
γ 170.0	5.93	5.76	5.99	5.86
γ 171.0	5.93	5.74	5.98	5.85
γ 172.0	5.90	5.74	5.97	5.82
γ 173.0	5.89	5.73	5.95	5.79
γ 174.0	5.89	5.72	5.91	5.77
γ 175.0	5.87	5.72	5.90	5.74
γ 176.0	5.88	5.72	5.87	5.74
γ 177.0	5.90	5.72	5.85	5.73
γ 178.0	5.91	5.72	5.85	5.74
γ 179.0	5.88	5.71	5.85	5.76
γ 180.0	5.83	5.83	5.83	5.83